



# Devyser RHD

Devyser RHD is a CE-IVD test kit used by clinical labs to determine fetal RHD status from maternal plasma as early as gestation week 10. Devyser's unique single exon design significantly simplifies your laboratory workflow and analysis. It also enables you to increase throughput turnaround times.

*"The single-exon design results in high sensitivity and simple response algorithms."*

Dr. Agneta Wikman, M.D. Associate Professor  
Karolinska University Hospital, Stockholm

## Simplified testing with high sensitivity


A single exon analysis (exon 4) allows non-invasive detection of fetal RHD status from gestation week 10. The assay design simplifies laboratory work, automation and analysis.

## Quick start and cost control

All required PCR reagents are included in Devyser's kit. You can get started immediately and have complete control of your costs.

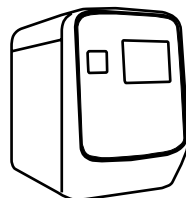
## CE-IVD validated workflow

Standardised and validated routine workflow according to the European Regulations and guidelines.



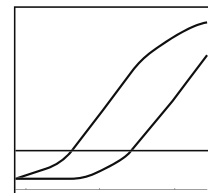
### Devyser RHD assay setup

Mix DNA extracted from maternal plasma with kit components



### Real-time PCR run

Clinical samples are run and amplification data displayed in real time



### Data analysis

Analysis of raw data and determination of fetal RHD status

## Key features and benefits of Devyser RHD

- Testing from gestation week 10
- Sensitive and specific RHD determination
- Single exon design
- Easy to automate
- Use of maternal plasma
- Stratify your patients very early
- Treat only the RHD-negative mothers at risk
- Run fewer reactions per sample
- Reduce risk with streamlined workflow
- Non-invasive test

≥ 99.9%

Diagnostic sensitivity (95 % - CI [99,86 %; 99.99 %])

≥ 99.8%

Diagnostic specificity (95 % - CI [99,48 %; 99.98 %])

≥ 99.9%

Correlation to Rhesus serology of the newborn

**Dvysr**<sup>®</sup>

## Discover our Expert Review: Fetal RHD Screening in Clinical Routine - Experiences and Considerations

This paper explores an approach which uses non-invasive prenatal testing to determine the fetal RHD status, allowing targeted administration of antenatal anti-D prophylaxis only to those who will benefit from it. Learn more about the current strategies of fetal RHD and the experiences and considerations surrounding planning a fetal RHD screening program.

Expert Review 07

## Fetal RHD screening in clinical routine

Authored by Dr. Agneta Wikman,  
Associate Professor at Karolinska  
University Hospital

### Article numbers

- Devyser RHD CE-IVD kit  
8-A060
- Devyser RHD Controls  
8-A518

[www.devysr.com](http://www.devysr.com)

© Devyser AB 2021. 7-B043. v.2020-11-19

Distributed by Abacus dx

1800 ABACUS (AUS) 0800 222 170 (NZ) | [info@abacusdx.com](mailto:info@abacusdx.com) | [www.abacusdx.com](http://www.abacusdx.com)

abacus dx