



**labXpert**

Your Expert in Lab for Data Analysis

**mindray**  
healthcare within reach

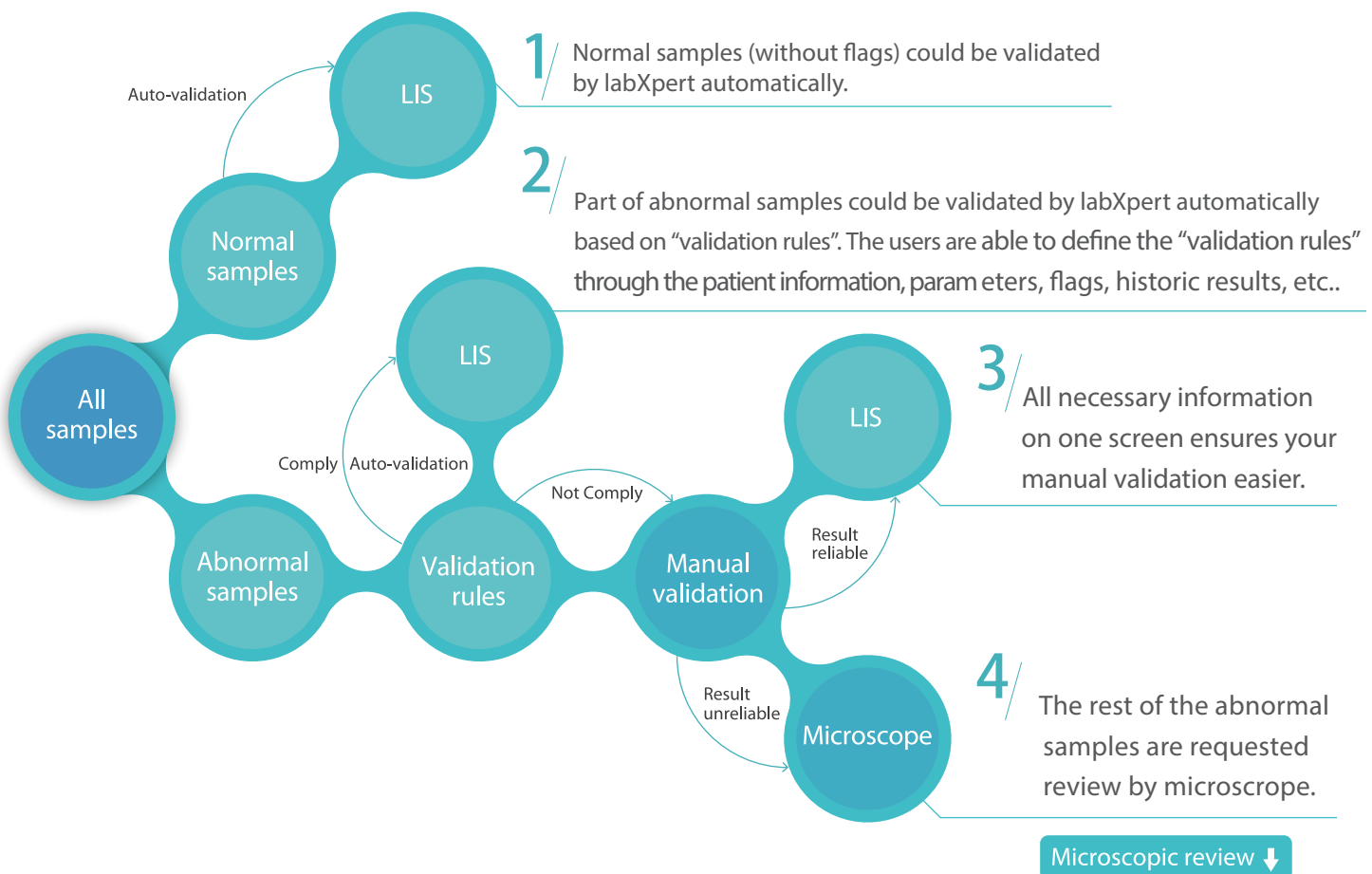
# Your Expert in Lab for Data Analysis



**labXpert**



## New working procedure with labXpert brings efficiency



**1, 2, 3, 4, work could never be simpler!**



All necessary information on one screen ensures your manual validation easier

Daily workload  
 Patient Information  
 Sample results  
 Historic results  
 Re-exam rules

Graphics  
 Flags  
 Expert Tips  
 Sample Procedure

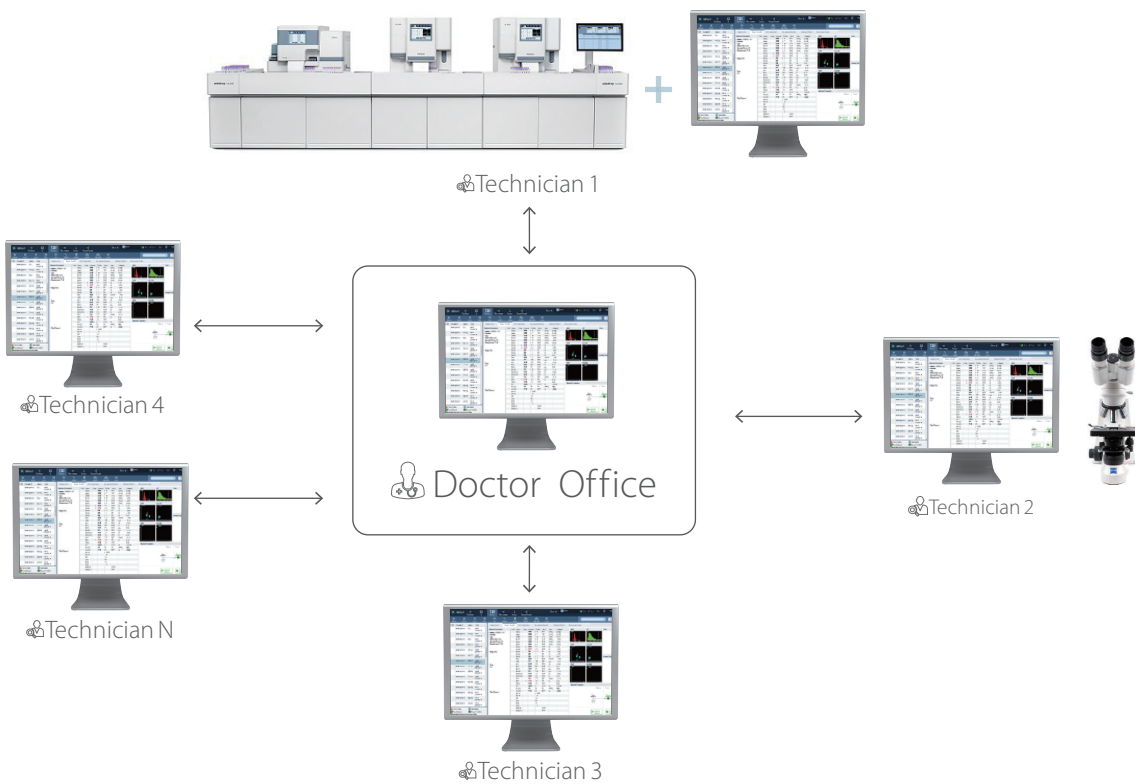
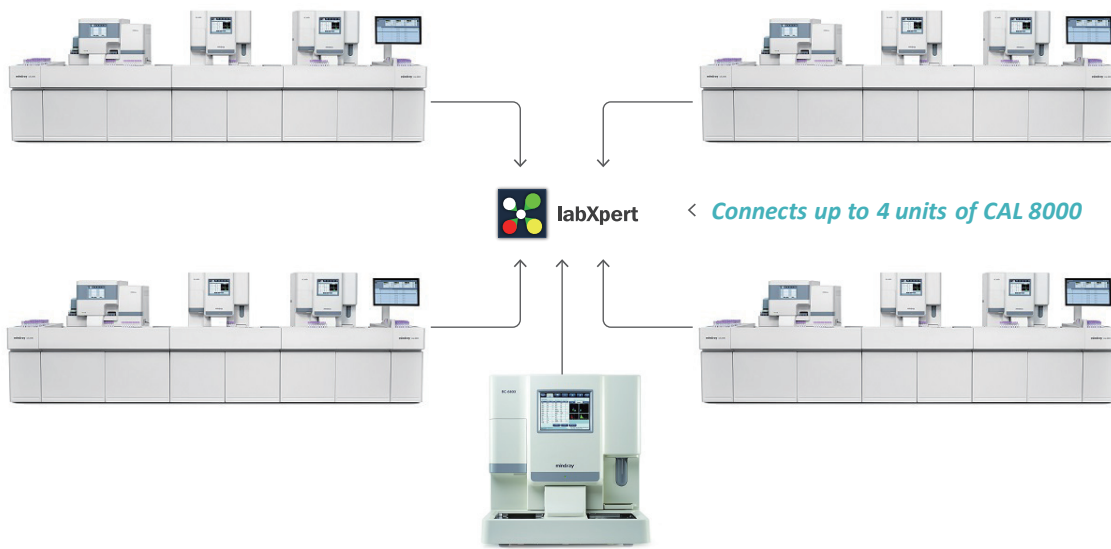
The screenshot shows a comprehensive dashboard with a table of sample results, a detailed view of patient information and results, and various graphical elements like histograms and trend charts. Callouts on the left point to the 'STAT' table, 'Patient Information' section, 'Report Results' table, and 'Re-analysis Results' table. Callouts on the right point to the 'RBC', 'PLT', 'DIFF', 'BASO', 'RET', and 'NRBC' histograms, the 'Flag' section, 'Expert Tips', and 'Sample Procedure' section.

A more convenient way to input microscopic exam results

Each key in the Numeric Keypad represents one subpopulation of WBC. The status area shows the number of cells manually categorized, in real time, as well as its targeted total at completion. The WBC DIFF result table area shows the counts and percentages of WBC subpopulations in real time.

The WBC Counter interface features a numeric keypad where each key corresponds to a WBC subpopulation: 7 Neu (Seg), 8 Lymphocyte, 9 Neu (Band), + Others, 4 Monocyte, 5 Eosinophi, 6 Basophil, 1 Meta, 2 Myelo, 3 Pro, Enter NRBC, 0 Blast, and . At Ly. The top right shows 'Current Count' (0) and 'Total' (100). Below the keypad is a table for 'DIFF Results' with columns for 'Para' and 'Count %'.





- The labXpert could be installed in many locations.
- One labXpert installed in the doctor office could be used for higher level validation for abnormal samples.
- One labXpert installed next to the CAL 8000 or BC-6800 informs the technicians the status of the validation so that they can take out the samples for further analysis if necessary.
- One labXpert installed next to the microscope simplifies the manual differential work flow.
- All labXperts could communicate with each other.

Mindray Building, Keji 12th Road South,  
High-tech Industrial Park, Nanshan, Shenzhen 518057, P.R. China  
Tel: +86 755 8188 8998 Fax: +86 755 26582680  
E-mail: intl-market@mindray.com www.mindray.com  
**Mindray is listed on the NYSE under the symbol "MR"**

**mindray** are registered trademarks or trademarks owned by Shenzhen Mindray Bio-medical Electronics Co., LTD.  
© 2015 Shenzhen Mindray Bio-Medical Electronics Co., Ltd. All rights reserved. Specifications subject to changes without prior notice.  
P/N:ENG-labXpert-210285x4-20150728

**mindray**

Distributed by Abacus dx

1800 ABACUS (AUS) 0800 222 170 (NZ) | info@abacusdx.com | www.abacusdx.com

abacus dx