



TECHNOPATH
CLINICAL DIAGNOSTICS



INFINITY

YOUR QUALITY CONTROL SOFTWARE

Next Generation QC Data
Management Solution

THE QUALITY CONTROL COMPANY



Contents

Introduction	3
IAMQC [®] Infinity Next Generation QC Data Management Solution	4
Simplified Setup.....	5
Data Review	6
Standard Reports	7
Key Features.....	8



INTRODUCTION

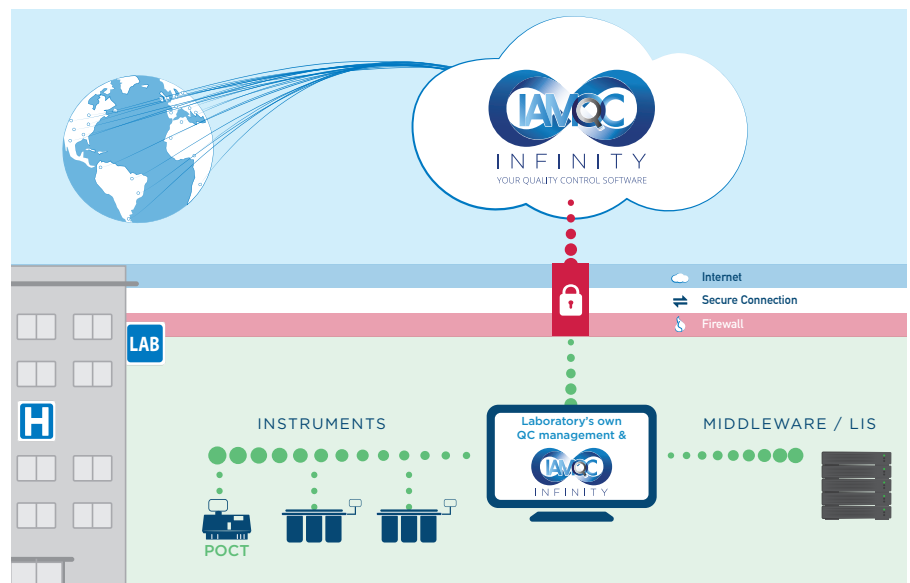
IAMQC Infinity is designed as an open QC data management solution that can complement and support Technopath Clinical Diagnostics Multichem[®] Quality Control (QC) product range, and provides Laboratory Managers and Technologists with a range of QC software tools to analyse their QC results in real-time. IAMQC Infinity is practical, graphical, user-definable and easy to use and provides laboratories with a centralised standardised approach to QC data management.

Laboratories today have many constraints in their daily process – labour, time, budget – and IAMQC Infinity helps to address these issues through a web based system designed to manage QC data.

Providing access to advanced QC data management tools through a software-as-a-service platform removes the budgetary constraints that currently exist with products available today. Setup wizards save time for laboratories by providing all options available via drop down lists and removing the need for manual entry by skilled laboratory technologists.

IAMQC Infinity allows users to automate, centralise, standardise and improve QC processes in a laboratory setting. Our combination of features in one system satisfies the varying levels of QC requirements in individual laboratories and are easily tailored to meet different QC management expectations – IAMQC Infinity provides the customer with the ability to build their own QC solution.

IAMQC Infinity provides clinical laboratories with significant cost and time savings, whilst delivering higher confidence in analytical testing methods.





NEXT GENERATION QC DATA MANAGEMENT SOLUTION

Technopath is proud to introduce IAMQC Infinity – our next generation software platform for managing QC data. IAMQC Infinity is a completely new approach to QC data management which allows each customer to build their own QC solution. Built on the concept of software-as-a-service (SAAS), IAMQC Infinity removes the requirement for server installation in the lab and large capital outlay upfront by providing all functionality through a web based offering that allows the lab user to only use what they need.

IAMQC Infinity combines all the functionality of the existing Technopath software product range into one complete solution bringing together peer comparison, daily QC data management functions, and advanced QC analysis into one centralised system. Getting your lab registered and setup is accomplished simply and quickly through the use of a setup wizard that guides you through the required elements needed to configure your lab.

A feature based approach allows the lab to build their own solution by including just the functions they want to use. Data review dashboards draw your attention to instruments with issues, allowing your technologists to focus on the areas that require troubleshooting. Advanced QC analysis using Six Sigma calculations will suggest rules to apply based on the sigma score – introducing the new approach to QC data management and helping the lab to reduce QC use, QC frequency, and focus on the areas that are not performing to world class levels.



IAMQC Infinity helps labs to maintain just one system to manage QC data across all levels in an organisation:

BENCH TECHNOLOGISTS:

- Spend less time on false positive QC flags
- Concentrate on tests, which require their attention
- Spend less time troubleshooting
- Know how to react when the mean shifts
- Assess the acceptability of new reagent lots and calibrations
- Solve QC problems
- Gain understanding and confidence in the QC process

LAB MANAGERS:

- Choose QC rules to maximise true rejects and minimise false rejects
- Quickly see the tests that require their attention
- Skim graphics to quickly review current or historical data by lab, department, instrument or test
- Monitor performance in groups of laboratories
- Review problem tests and QA activities in local and remote labs

LAB OR HOSPITAL ADMINISTRATORS:

- Save money
- Improve quality
- Improve service
- Review Administrative Summary Reports to ensure quality performance

SIMPLIFIED SETUP

IAMQC Infinity uses a simple registration form capturing minimal details from the customer in order to get activated on the system.

IAMQCxL Platform Client Registration Form

Name: Country:

Email: City:

Phone: Address:

I USE TECHNOPATH PRODUCTS ☐

All the fields are mandatory

[Return to Login](#) [Submit](#)

Once the information is submitted and the registration has been activated – you're ready to use the system!

Client Configuration

SETUP LABORATORY

001 Focus Group

Laboratory Departments Instruments Products

Previous Next

Identification: 001 Focus Group

Timezone: (UTC) Coordinated Universal Time Language: (en) English

Notes: Laboratory notes ...

Locations:

Country	City	Street
United States of America	Dearborn	Main Street

Refresh New Save

Contact Details:

Type	Value	Comment
------	-------	---------

A wizard based setup form guides the lab user through entering all the required information to get your lab configured.

Simple tabs along the top of the wizard show you the area you are configuring and allows you to move seamlessly through each area.

Dropdown lists are available for all setup forms making it very easy for the user to select from the pre-configured options available by default. Should your required option not be available, IAMQC Infinity provides the functionality to create your own custom entry as required.

Client Configuration

SETUP LABORATORY

001 Focus Group

Laboratory Departments Instruments Products

Next

Department of Laboratory

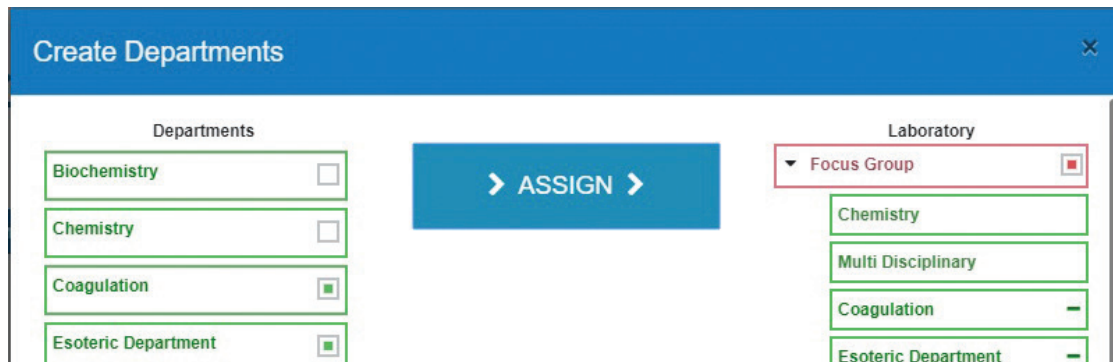
Department:

Comment:

COAG Coagulation

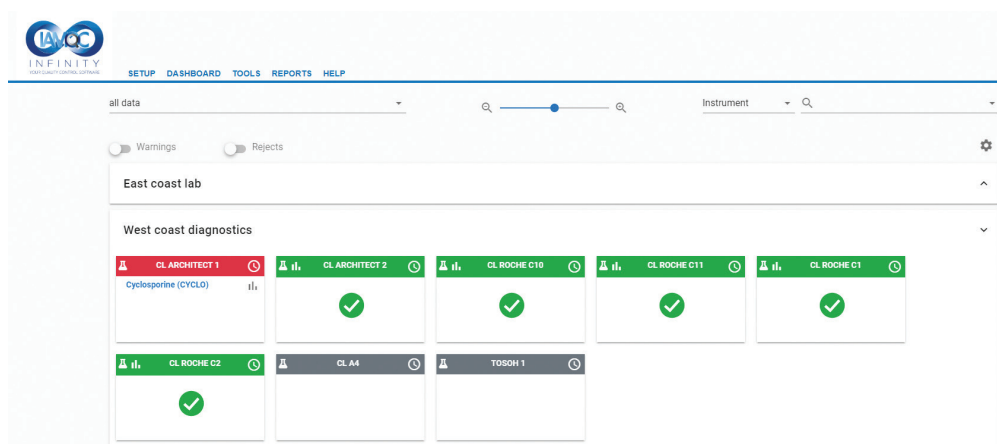
Setup+

Multiple assign and creation functionality comes as a standard option in IAMQC Infinity. The lab can now create multiple departments and instruments and assign them to the relevant area with a few easy clicks. Getting your lab set up on a data management system has never been as easy.

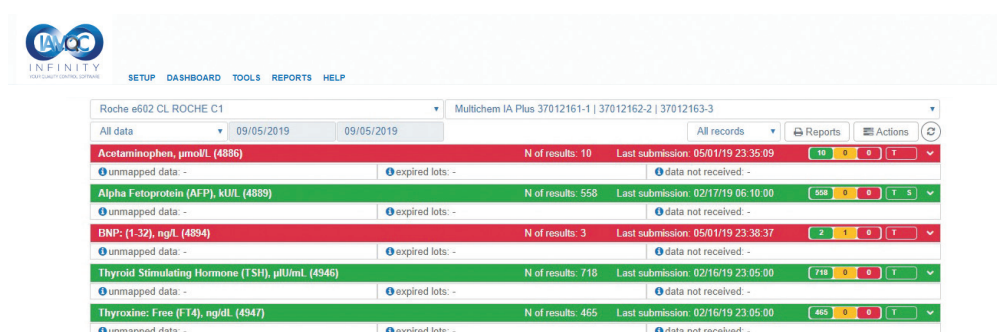


DATA REVIEW

The most important requirement in managing QC data is knowing immediately when and where you have an issue. IAMQC Infinity brings this to a new level with a dashboard showing a traffic light system of performance for each instrument and highlighting what tests have issues. There is also a notification that will appear showing a consolidated list of all instruments and tests with issues, allowing those issues to be prioritised and dealt with in a timely fashion.



By selecting an instrument, you can get more detailed list of all the tests running on the instrument for the selected QC product.



Roche e602 CL ROCHE C1 | Multichem IA Plus 37012161-1 | 37012162-2 | 37012163-3

All data | 09/05/2019 | 09/05/2019 | All records | Reports | Actions

Acetaminophen, µmol/L (4886) | N of results: 10 | Last submission: 05/01/19 23:35:09 | 10 0 0 T

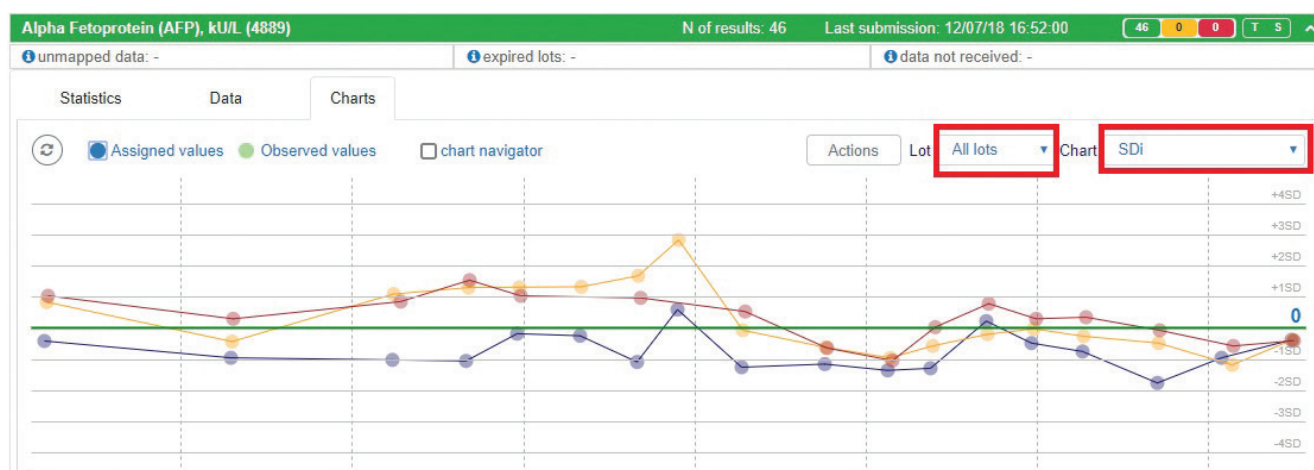
unmapped data: - | expired lots: - | data not received: -

Statistics | Data | Charts

Date Desc | All lots ... | All Flags | Actions

	Date & Time	QC Lot	Result value		Observed values		Conditions				Technologist review		Supervisor review	
			Numerical	Qualitative	Mean	SD	Ex	Ev	FI	Ap	name	date	name	date
☑ ☐ ✕	2019-05-01 23:35:53	37012163	21.00		11.00	14.142	✓	✓	✓	✓	John Smith	05/02/19 17:49		
☑ ☐ ✕	2019-05-01 23:35:53	37012162	20.00		10.50	13.435	✓	✓	✓	✓	John Smith	05/02/19 17:49		
☑ ☐ ✕	2019-05-01 23:35:53	37012161	61.00				✕	✓	✕		John Smith	05/02/19 17:49		
☑ ☐ ✕	2019-05-01 23:35:09	37012163	1.00		1.00		✓	✓	✓	✓	John Smith	05/02/19 17:49		
☑ ☐ ✕	2019-05-01 23:35:09	37012162	1.00		1.00		✓	✓	✓	✓	John Smith	05/02/19 17:49		

IAMQC Infinity gives the end user multiple layers of access to information by providing a high level overview of performance at the dashboard level and guiding the user into more details at the instrument and test level.



Interactive charts allow you to get details on selected results as well as showing as much or as little information as required on the screen.

STANDARD REPORTS

- Detailed QC Summary
- Summary QC data with SD charts
- Summary QC data with Histogram
- Monthly Summary
- Overall QC Flags Summary
- Quantitative QC Data
- Group Co-Ordinator Report
- Levey-Jennings Reports
- Exceptions Reports
- Youden Plot
- Bias Report
- Measurement of Uncertainty
- QC Schedule Report
- Sigma Metric Report
- Mean Shift Report
- Reagent Verification Report
- Problem Solver Wizard Report
- Recommended Sigma Rule Report
- Full Audit Trail Capabilities

All reports can generate to Excel or PDF and can be emailed automatically if required.



KEY FEATURES

- Instant comparison data from multiple instruments and locations
- Centralised data management
- Web based system – SAAS model requiring no server installation on lab premises
- User-friendly navigation and clean menus. No cluttered buttons and screens
- Easy to read tables and charts
- Facilitates meeting ISO 15189 requirements
- Significant cost and time savings
- Works with multiple Sites, Departments, Instruments, Tests and Levels.
- Applies Westgard and/or any user-defined QC rules.
- Uses Sigma metrics to suggest rules and QC frequency as well as custom rule builder for comparison to peer mean or when Total Error has been exceeded.
- QC Scheduler function to configure time windows when QC data should be received. Configurable per instrument and per test. Notification via pop-up message and via email if conditions are not met.
- Works with both quantitative and qualitative results.
- Focused troubleshooting for failed QC results via the system Action Log.
- Technologist and Supervisor Reviews and sign-off capabilities.
- Automatic Reverse Levels function.
- QC management at different administrative levels.
- Runs on a powerful Database Management System to support large volumes of data in real time.
- Advanced functions for fast and easy setup.
- Multiple ways to enter data manually.
- Multiple interfacing and data submission options – unidirectional and bidirectional capability.
- Powerful reporting and charting capabilities. Integration with Microsoft Excel for report customisation at lab level.

IAMQC Infinity is a trade mark of Technopath Clinical Diagnostics.



iamqcsupport@technopathcd.com www.technopathcd.com
Technopath Life Sciences Park, Fort Henry, Ballina, Co. Tipperary, V94 FF1P, Ireland.

Distributed by Abacus dx

1800 ABACUS (AUS) 0800 222 170 (NZ) | info@abacusdx.com | www.abacusdx.com

abacus dx