

M.O.M.® ImmPRESS® HRP Polymer

(Mouse on Mouse) Immunodetection Kit



Together we breakthrough™

For years, researchers attempting to localize mouse primary antibodies on mouse tissue have relied on the M.O.M. Kit to produce crisp, strong, specific staining of antibody targets. The specific detection of mouse primary antibodies on mouse tissue is difficult due to the presence of endogenous mouse immunoglobulins. A conventional anti-mouse detection system cannot distinguish between the mouse primary antibody and the endogenous mouse immunoglobulins leading to high background. The M.O.M. Kits, including a proprietary M.O.M. Mouse IgG Blocking Reagent and a paired, specialized secondary antibody detection system, essentially eliminates this problem by significantly reducing undesired binding of the secondary antibody to endogenous tissue immunoglobulin.

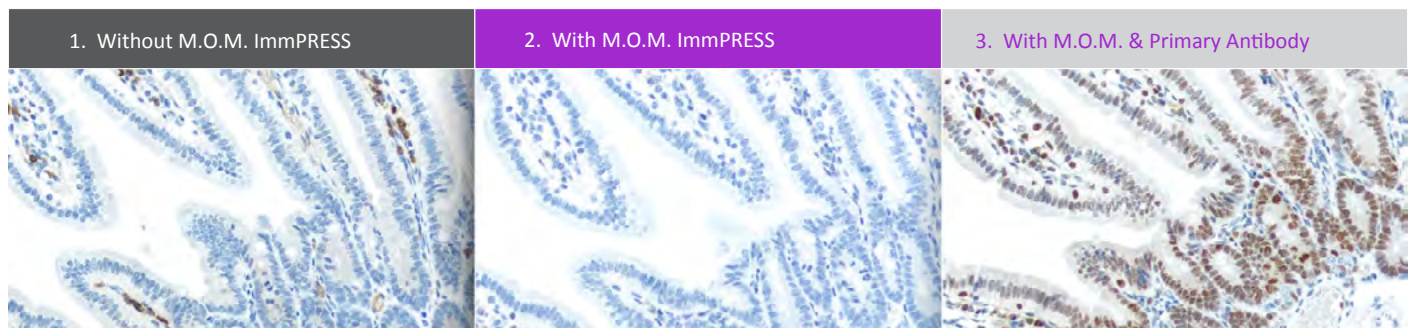
A M.O.M. Kit is now available containing our proprietary M.O.M. Mouse IgG Blocking Reagent paired with a specialized, highly sensitive, ready-to-use, one-step, non-biotin M.O.M. ImmPRESS peroxidase polymer reagent. Producing the same outstanding staining as the original M.O.M. Peroxidase Kit is now even easier using the M.O.M. ImmPRESS Peroxidase Polymer Kit.

Key advantages

- ✓ Significant reduction of endogenous mouse Ig staining when using mouse primary antibodies on mouse tissue
- ✓ Clear, crisp specific staining of antigens of interest
- ✓ Simple, easy procedure
- ✓ No tedious calculations required
- ✓ Non-biotin

The M.O.M. ImmPRESS Kit contains sufficient reagents to stain approximately 150 mouse sections and includes the following reagents:

- ✓ 0.6 ml M.O.M. Mouse IgG Blocking Reagent (concentrate)
- ✓ 30 ml R.T.U. 2.5% Normal Horse Serum
- ✓ 15 ml R.T.U. M.O.M. ImmPRESS Anti-Mouse IgG Reagent



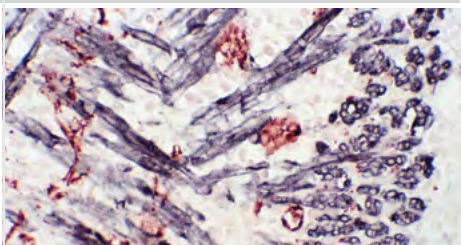
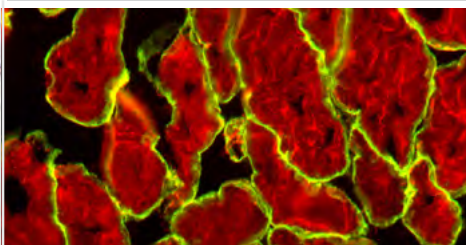
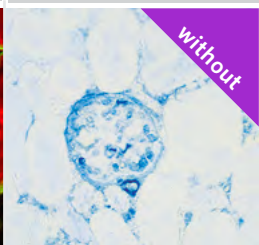

Without M.O.M.: Mouse intestine stained with standard anti-mouse IgG polymer system and DAB Substrate. Hematoxylin counterstain.

With M.O.M.: Mouse intestine stained with M.O.M. ImmPRESS Kit, DAB Substrate and no primary antibody. Hematoxylin counterstain.

With M.O.M. and primary antibody: Mouse intestine stained with Ki67 mouse antibody, M.O.M. ImmPRESS Kit and DAB Substrate. Hematoxylin counterstain.

M.O.M. Immunodetection

(Original Mouse on Mouse Kits and Reagents)

Peroxidase Kit Cat. No. PK-2200	Fluorescein Kit Cat. No. FMK-2201	Basic Kit Cat. No. PK-2200	
			
<ul style="list-style-type: none"> ✓ M.O.M. Mouse IgG Blocking Reagent ✓ M.O.M. Biotinylated Anti-Mouse IgG Reagent ✓ M.O.M. Protein Concentrate for general protein blocking and diluent ✓ VECTASTAIN® Elite® ABC Reagent 	<ul style="list-style-type: none"> ✓ M.O.M. Mouse IgG Blocking Reagent ✓ M.O.M. Biotinylated Anti-Mouse IgG Reagent ✓ M.O.M. Protein Concentrate for general protein blocking and diluent ✓ Fluorescein Avidin DCS (green fluorescence, excitation at 495 nm; emission at 515 nm) 	<ul style="list-style-type: none"> ✓ M.O.M. Mouse IgG Blocking Reagent ✓ M.O.M. Biotinylated Anti-Mouse IgG Reagent ✓ M.O.M. Protein Concentrate for general protein blocking 	

M.O.M. Mouse IgG Blocking Reagent

M.O.M.® Blocking Reagent (MKB-2213) is a key component of the M.O.M. Kits and is used to block endogenous mouse antibody in the tissue section. Optimal staining results are obtained when this reagent is paired with the special M.O.M.® Biotinylated Anti-Mouse IgG Reagent (MKB-2225). If a biotin-free detection system is preferred, the M.O.M. Blocking Reagent can be used with the M.O.M.® ImmPRESS Anti-Mouse IgG Reagent (MPX-2402). This reagent is supplied as a 1 ml concentrate, sufficient to prepare about 25 ml of working solution or enough to stain about 250 sections.

M.O.M. Biotinylated Anti-Mouse IgG Reagent

M.O.M.® Biotinylated Anti-Mouse IgG Reagent (MKB-2225) is a specially modified secondary antibody that has been optimized specifically for use with the M.O.M. Immunodetection Kit components. This is the same reagent contained in the M.O.M. Kits (PK-2200, FMK-2201, and BMK-2202).

M.O.M. Kits and reagents:

Product	Catalog Number
M.O.M.® Elite® Immunodetection Kit, Peroxidase	PK-2200
M.O.M.® Immunodetection Kit, Fluorescein	FMK-2201
M.O.M.® Immunodetection Kit, Basic	BMK-2202
M.O.M.® ImmPRESS HRP Polymer Kit	MP-2400
M.O.M.® Blocking Reagent	MKB-2213
M.O.M. Biotinylated Anti-Mouse IgG Reagent*	MKB-2225
M.O.M. ImmPRESS HRP Polymer Anti-Mouse Reagent	MPX-2402

* This reagent must be used with the M.O.M. Mouse IgG Blocking Reagent (MKB-2213). It is not intended to be a stand-alone reagent for mouse on mouse applications.

For more information please visit

vectorlabs.com

For research use only. Not intended for animal or human therapeutic or diagnostic use.

©2022 Vector Laboratories. All rights reserved.

Elite, ImmPRESS, M.O.M., VECTASTAIN, and Vector are trademarks of Vector Laboratories, Inc.

LIT3014.Rev00



Distributed by Abacus dx

1800 ABACUS (AUS) 0800 222 170 (NZ) | info@abacusdx.com | www.abacusdx.com

